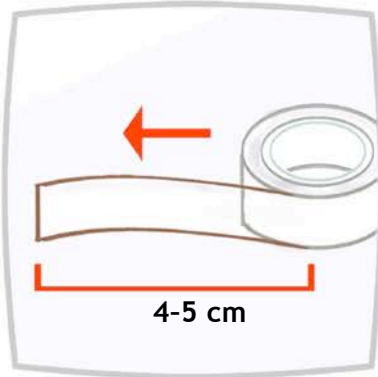


Adhesive tape preparation for microscopic direct detection

Examination of Enterobius Vermicularis/Oxyuris-Eiern

This sample must be obtained locally (laboratory medical practice) and then be processed immediately!



Separate a four to five centimeter long transparent adhesive strip.



Please use the gloves provided.



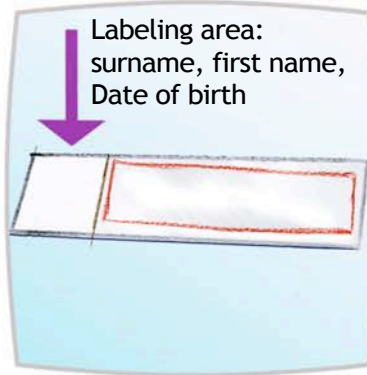
Spread butt buttocks, possibly thereby slightly bending forward.



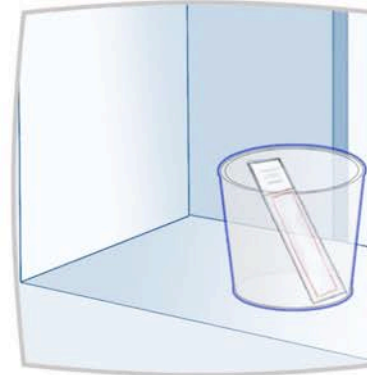
Dab the immediate environment of the anus exit with the adhesive strip with light pressure.



Then press the adhesive film strip twice in vertical direction directly on the anus exit.



Now stick the strip with slight pressure onto the transparent part of the specimen slide.



Now set down the sample in the window flap ...

... and inform our employees.